Installationsanvisning
Assembly instruction

10 R

Utbytesinsats
Replacement insert

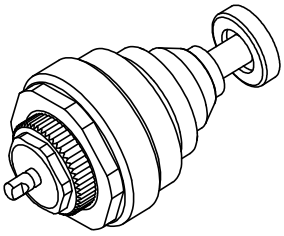

Danfoss ventiler typ RAVL Ø26
Danfoss valves type RAVL Ø26

~~Serie DIN~~

Purmo Group Sweden AB
Tel. +46 (0)433 737 00

4 8282 62
200817 rev.2

1 Demontera befintlig termostat / insats
Remove existing thermostat / insert

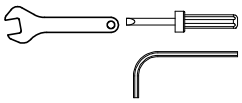

1.1

1.2

1.3

1.4

2 Montera utbytesinsats
Assemble replacement insert

2.1

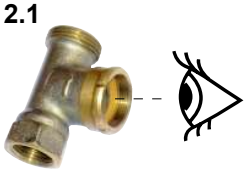

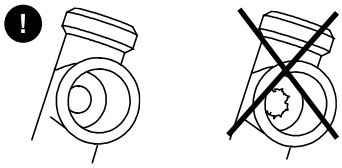

2.2

3 Kontrollera / Kalibrera stängningsläge
Verify / Set closing position

3.1

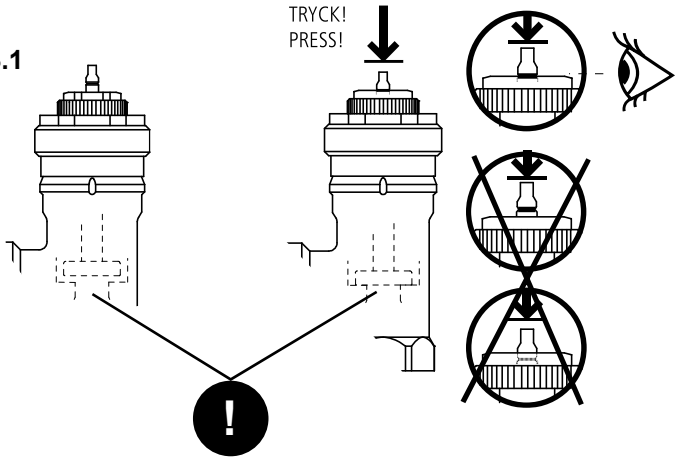

3.2

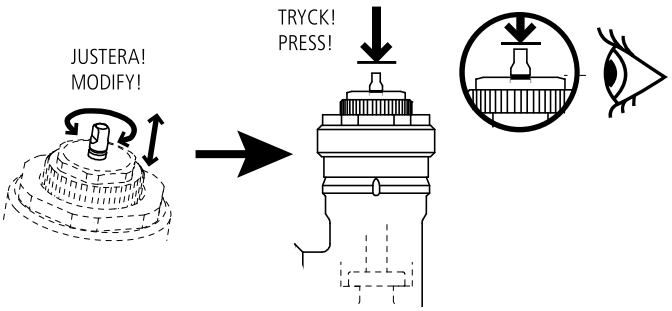
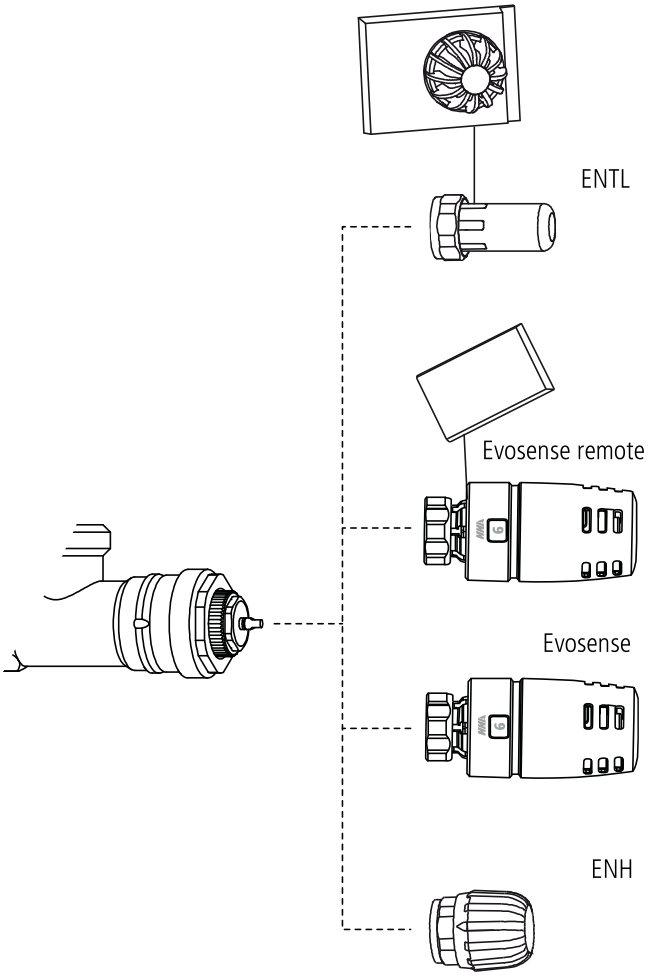
4