





DELTA Laserline

Nippling of Column radiators




Go!





Nippling (1)




Nippling (2)



Nippling (3)



Done!



Nipple Instructions

- Lay down the blocks of sections horizontal.
- Clean the connections careful of rust, colour and dirt.
- Take only nipples and washers from DELTA.
- Screw nipples into the two connections of the block of sections for about one rotation.
- Observe the right- / left-thread, there are nicks on the left-thread.
- Put one washer to every nipple.
- Press the other block of sections on it.
- Stick in the nipple-bars up to the nipples.
- Draw together the blocks of sections solid trough alternating rotation of the nipple-bars.
- Irregular rotation makes leaking. For drawing together take only a ratchet.
The torque should be 90 Nm.